

Appendix F: Wayfinding Toolkit

Prepared for the City of Littleton | February 2024



ARTHOUSE DESIGN



ARTHOUSE DESIGN

2373 CENTRAL PARK BLVD. SUITE 204
DENVER, CO 80238 | 303.892.9816
ARTHOUSEDENVER.COM

LITTLETON DOWNTOWN | CONSOR
SIGNAGE SCHEMATIC DESIGN

August 28, 2024 **REVISED** October 28th, 2024



EXISTING SIGNS



GATEWAY SIGN



GATEWAY SIGN



MAP KIOSK



WAYFINDING



INTERPRETIVE



VENDOR DIRECTIONAL



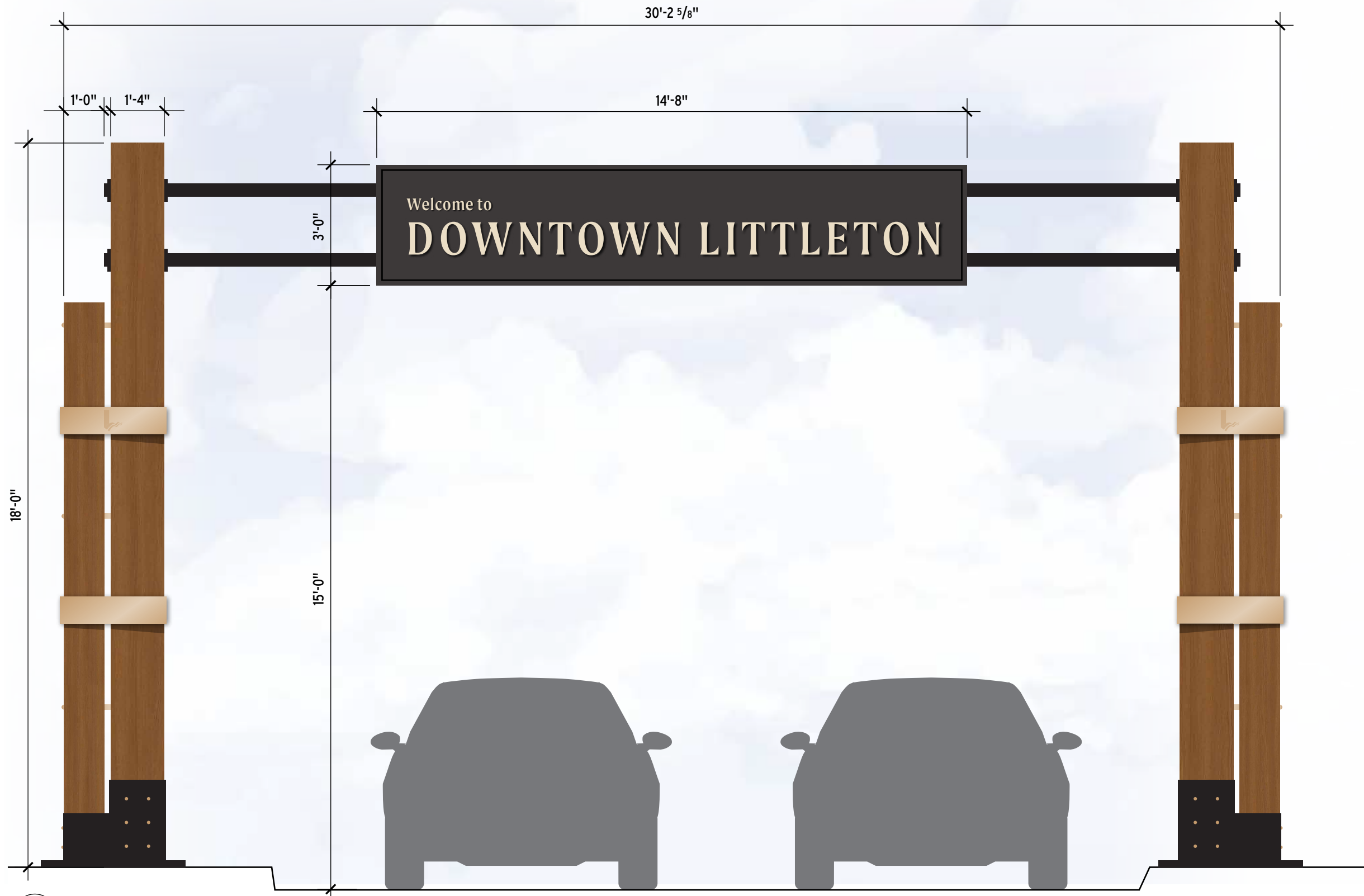
OPTION 1

SCHEMATIC DESIGN

CONSOR // LITTLETON DOWNTOWN SIGNAGE

REFERENCE PHOTO

Imagery used in this document is for inspiration and reference only, and not to be used for commercial or marketing purposes without the recipient obtaining proper licensing. ArtHouse Design can not, and does not, guarantee that images are available for commercial purposes. Use of this imagery for commercial purposes without proper licensing will be at the recipient's sole liability and risk.



1 Primary Gateway Sign
Scale: 3/8" = 1'-0"

Package Issue Date
08.28.24

Sheet Revision Date



ARTHOUSE DESIGN

2373 CENTRAL PARK BLVD. SUITE 204
DENVER, CO 80238 | 303.892.9816
ARTHOUSEDENVER.COM

©2024 Arthouse Design
All drawings and written material appearing herein constitute original and unpublished work of the designer and may not be duplicated, used or disclosed without written consent of designer.

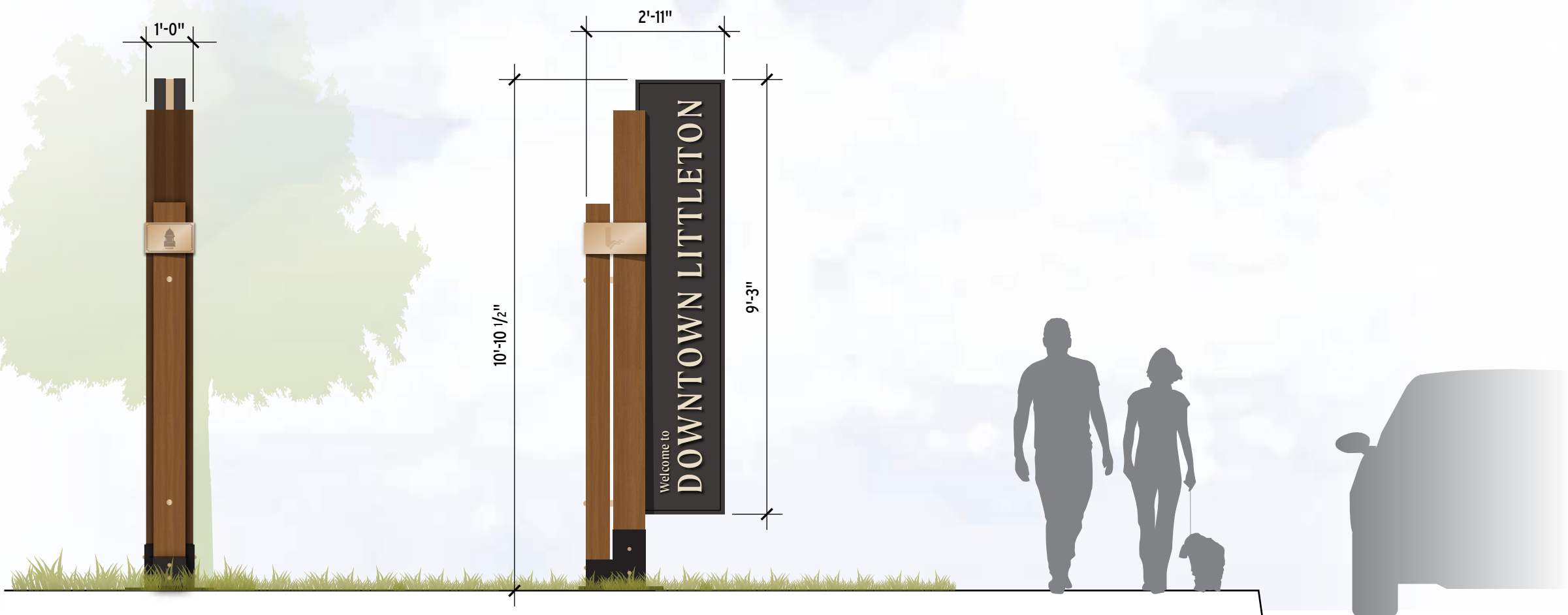
OPTION 1

SCHEMATIC DESIGN

CONSOR // LITTLETON DOWNTOWN SIGNAGE

REFERENCE PHOTO

Imagery used in this document is for inspiration and reference only, and not to be used for commercial or marketing purposes without the recipient obtaining proper licensing. ArtHouse Design can not, and does not, guarantee that images are available for commercial purposes. Use of this imagery for commercial purposes without proper licensing will be at the recipient's sole liability and risk.



2 Secondary Gateway Monument Sign - Side View
Scale: 3/8"= 1'-0"

1 Secondary Gateway Monument Sign
Scale: 3/8"= 1'-0"

Package Issue Date
08.28.24

Sheet Revision Date



ARTHOUSE DESIGN

2373 CENTRAL PARK BLVD. SUITE 204
DENVER, CO 80238 | 303.892.9816
ARTHOUSEDENVER.COM

©2024 Arthouse Design
All drawings and written material appearing herein constitute original and unpublished work of the designer and may not be duplicated, used or disclosed without written consent of designer.

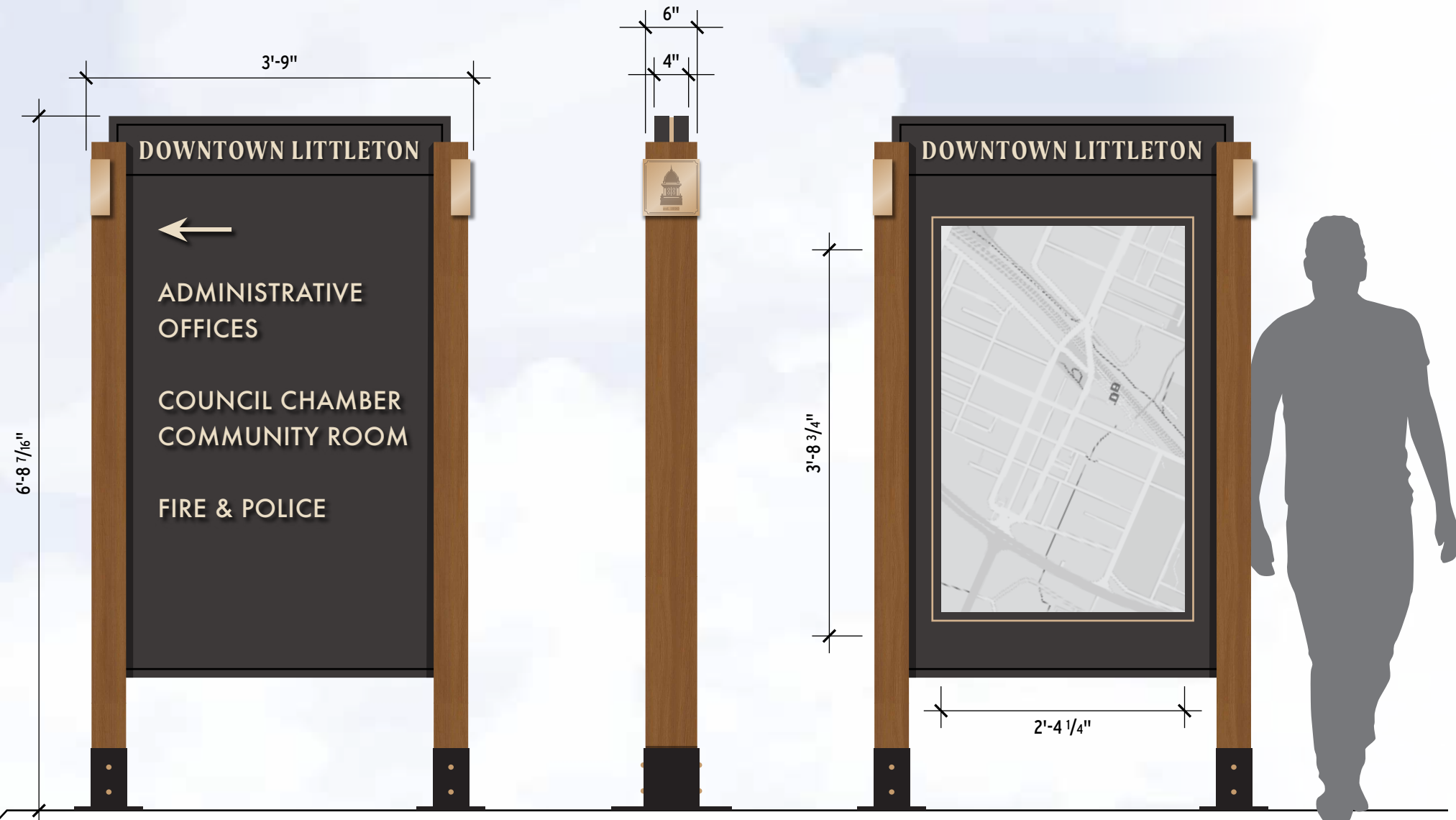
OPTION 1

SCHEMATIC DESIGN

CONSOR // LITTLETON DOWNTOWN SIGNAGE

REFERENCE PHOTO

Imagery used in this document is for inspiration and reference only, and not to be used for commercial or marketing purposes without the recipient obtaining proper licensing. ArtHouse Design can not, and does not, guarantee that images are available for commercial purposes. Use of this imagery for commercial purposes without proper licensing will be at the recipient's sole liability and risk.



1 Vehicular Wayfinding Sign - Front Face
Scale: 3/4" = 1'-0"

2 Side View
Scale: 3/4" = 1'-0"

3 Wayfinding Map/Kiosk Sign - Back Face
Scale: 3/4" = 1'-0"

Package Issue Date
08.28.24

Sheet Revision Date

ARTHOUSE DESIGN
2373 CENTRAL PARK BLVD. SUITE 204
DENVER, CO 80238 | 303.892.9816
ARTHOUSEDENVER.COM

©2024 ArtHouse Design
All drawings and written material appearing herein constitute original and unpublished work of the designer and may not be duplicated, used or disclosed without written consent of designer.

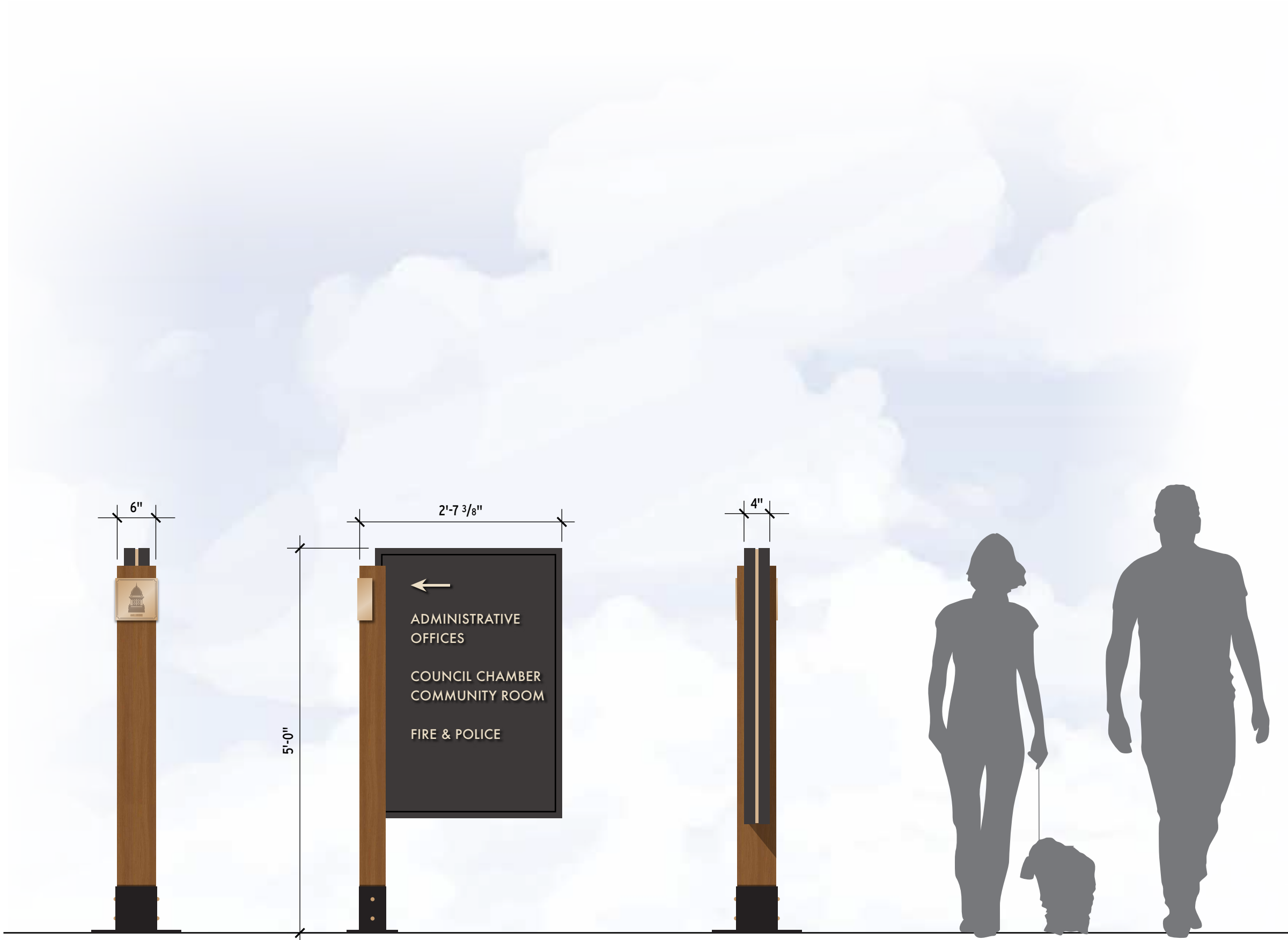
OPTION 1

SCHEMATIC DESIGN

CONSOR // LITTLETON DOWNTOWN SIGNAGE

REFERENCE PHOTO

Imagery used in this document is for inspiration and reference only, and not to be used for commercial or marketing purposes without the recipient obtaining proper licensing. ArtHouse Design can not, and does not, guarantee that images are available for commercial purposes. Use of this imagery for commercial purposes without proper licensing will be at the recipient's sole liability and risk.



2 Primary Wayfinding Sign - Side View A
Scale: 3/4"= 1'-0"

1 Primary Wayfinding Sign
Scale: 3/4"= 1'-0"

3 Primary Wayfinding Sign - Side View B
Scale: 3/4"= 1'-0"

Package Issue Date
08.28.24

Sheet Revision Date



ARTHOUSE DESIGN

2373 CENTRAL PARK BLVD. SUITE 204
DENVER, CO 80238 | 303.892.9816
ARTHOUSEDENVER.COM

©2024 Arthouse Design
All drawings and written material appearing herein constitute original and unpublished work of the designer and may not be duplicated, used or disclosed without written consent of designer.


OPTION 1

SCHEMATIC DESIGN

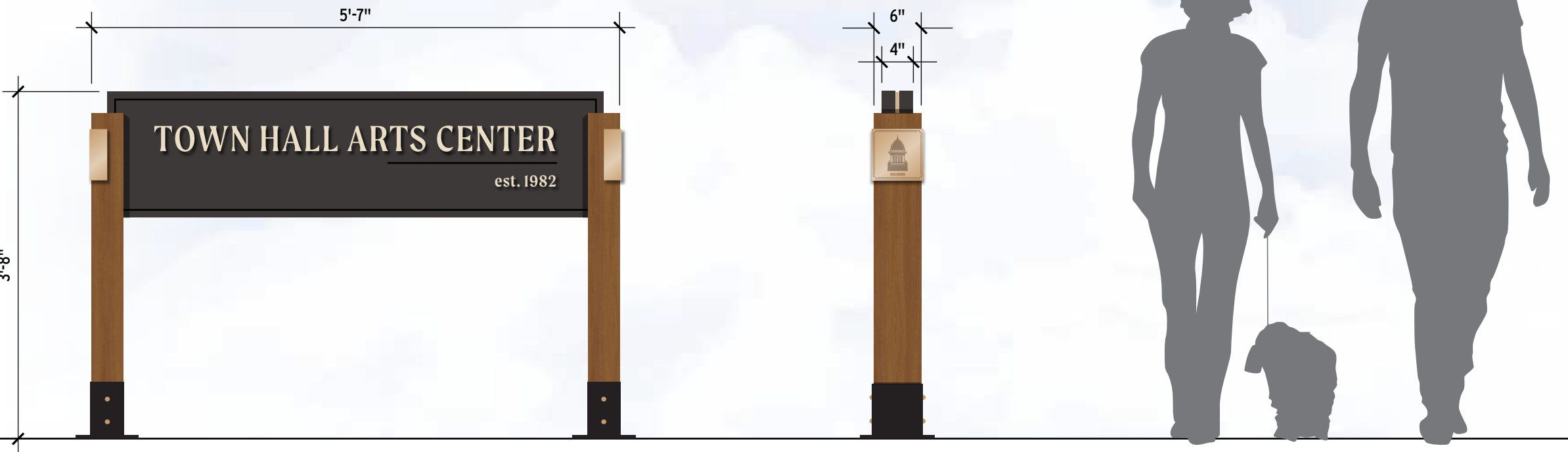
CONSOR // LITTLETON DOWNTOWN SIGNAGE

REFERENCE PHOTO

Imagery used in this document is for inspiration and reference only, and not to be used for commercial or marketing purposes without the recipient obtaining proper licensing. ArtHouse Design can not, and does not, guarantee that images are available for commercial purposes. Use of this imagery for commercial purposes without proper licensing will be at the recipient's sole liability and risk.



3 Destination/Arrival Sign - Plan View
- Scale: 3/4"= 1'-0"



1 Destination/Arrival Sign
- Scale: 3/4"= 1'-0"

2 Destination/Arrival Sign - Side View
- Scale: 3/4"= 1'-0"

Package Issue Date
08.28.24

Sheet Revision Date



ARTHOUSE DESIGN

2373 CENTRAL PARK BLVD. SUITE 204
DENVER, CO 80238 | 303.892.9816
ARTHOUSEDENVER.COM

©2024 Arthouse Design
All drawings and written material appearing herein constitute original and unpublished work of the designer and may not be duplicated, used or disclosed without written consent of designer.

OPTION 1



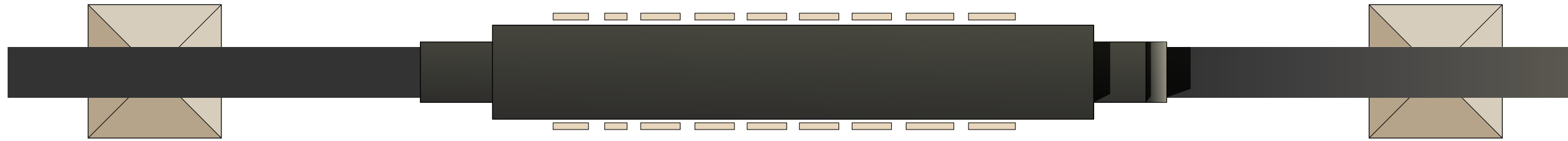

OPTION 2

SCHEMATIC DESIGN

CONSOR // LITTLETON DOWNTOWN SIGNAGE

REFERENCE PHOTO

Imagery used in this document is for inspiration and reference only, and not to be used for commercial or marketing purposes without the recipient obtaining proper licensing. ArtHouse Design can not, and does not, guarantee that images are available for commercial purposes. Use of this imagery for commercial purposes without proper licensing will be at the recipient's sole liability and risk.



2 Primary Gateway Sign - Plan View
Scale: 3/8" = 1'-0"



1 Primary Gateway Sign
Scale: 3/8" = 1'-0"

Package Issue Date
08.28.24

Sheet Revision Date



ARTHOUSE DESIGN

2373 CENTRAL PARK BLVD. SUITE 204
DENVER, CO 80238 | 303.892.9816
ARTHOUSEDENVER.COM

©2024 ArtHouse Design
All drawings and written material appearing herein constitute original and unpublished work of the designer and may not be duplicated, used or disclosed without written consent of designer.

X.A **OPTION 2**

SCHEMATIC DESIGN

CONSOR // LITTLETON DOWNTOWN SIGNAGE

REFERENCE PHOTO

Imagery used in this document is for inspiration and reference only, and not to be used for commercial or marketing purposes without the recipient obtaining proper licensing. ArtHouse Design can not, and does not, guarantee that images are available for commercial purposes. Use of this imagery for commercial purposes without proper licensing will be at the recipient's sole liability and risk.



2 Secondary Gateway Monument Sign - Side View
Scale: 3/8" = 1'-0"

1 Secondary Gateway Monument Sign
Scale: 3/8" = 1'-0"

Package Issue Date 08.28.24
Sheet Revision Date

 **ARTHOUSE DESIGN**
2373 CENTRAL PARK BLVD. SUITE 204
DENVER, CO 80238 | 303.892.9816
ARTHOUSEDENVER.COM

©2024 Arthouse Design
All drawings and written material appearing herein constitute original and unpublished work of the designer and may not be duplicated, used or disclosed without written consent of designer.

X.B **OPTION 2**

SCHEMATIC DESIGN

CONSOR // LITTLETON DOWNTOWN SIGNAGE

REFERENCE PHOTO

Imagery used in this document is for inspiration and reference only, and not to be used for commercial or marketing purposes without the recipient obtaining proper licensing. ArtHouse Design can not, and does not, guarantee that images are available for commercial purposes. Use of this imagery for commercial purposes without proper licensing will be at the recipient's sole liability and risk.



Package Issue Date
08.28.24

Sheet Revision Date



ARTHOUSE DESIGN

2373 CENTRAL PARK BLVD. SUITE 204
DENVER, CO 80238 | 303.892.9816
ARTHOUSEDENVER.COM

©2024 Arthouse Design
All drawings and written material appearing herein constitute original and unpublished work of the designer and may not be duplicated, used or disclosed without written consent of designer.

X.C

OPTION 2



2 Vehicular Wayfinding Sign - Side View
Scale: 3/8" = 1'-0"

1 Vehicular Wayfinding Sign
Scale: 3/8" = 1'-0"

SCHEMATIC DESIGN

CONSOR // LITTLETON DOWNTOWN SIGNAGE

REFERENCE PHOTO

Imagery used in this document is for inspiration and reference only, and not to be used for commercial or marketing purposes without the recipient obtaining proper licensing. ArtHouse Design can not, and does not, guarantee that images are available for commercial purposes. Use of this imagery for commercial purposes without proper licensing will be at the recipient's sole liability and risk.



2 Wayfinding Map/Kiosk Sign - Side View
Scale: 3/4" = 1'-0"

1 Wayfinding Map/Kiosk Sign
Scale: 3/4" = 1'-0"

Package Issue Date
08.28.24

Sheet Revision Date



ARTHOUSE DESIGN

2373 CENTRAL PARK BLVD. SUITE 204
DENVER, CO 80238 | 303.892.9816
ARTHOUSEDENVER.COM

©2024 Arthouse Design
All drawings and written material appearing herein constitute original and unpublished work of the designer and may not be duplicated, used or disclosed without written consent of designer.

X.D

OPTION 2

SCHEMATIC DESIGN

CONSOR // LITTLETON DOWNTOWN SIGNAGE

REFERENCE PHOTO

Imagery used in this document is for inspiration and reference only, and not to be used for commercial or marketing purposes without the recipient obtaining proper licensing. ArtHouse Design can not, and does not, guarantee that images are available for commercial purposes. Use of this imagery for commercial purposes without proper licensing will be at the recipient's sole liability and risk.



Package Issue Date
08.28.24

Sheet Revision Date



ARTHOUSE DESIGN

2373 CENTRAL PARK BLVD. SUITE 204
DENVER, CO 80238 | 303.892.9816
ARTHOUSEDENVER.COM

©2024 Arthouse Design
All drawings and written material appearing herein constitute original and unpublished work of the designer and may not be duplicated, used or disclosed without written consent of designer.

X.E **OPTION 2**

1 Primary Wayfinding Sign
Scale: 3/4"= 1'-0"


2 Two Post Version
Scale: 3/4"= 1'-0"

SCHEMATIC DESIGN

CONSOR // LITTLETON DOWNTOWN SIGNAGE

REFERENCE PHOTO

Imagery used in this document is for inspiration and reference only, and not to be used for commercial or marketing purposes without the recipient obtaining proper licensing. ArtHouse Design can not, and does not, guarantee that images are available for commercial purposes. Use of this imagery for commercial purposes without proper licensing will be at the recipient's sole liability and risk.



Package Issue Date
08.28.24

Sheet Revision Date



ARTHOUSE DESIGN

2373 CENTRAL PARK BLVD. SUITE 204
DENVER, CO 80238 | 303.892.9816
ARTHOUSEDENVER.COM

©2024 Arthouse Design
All drawings and written material appearing herein constitute original and unpublished work of the designer and may not be duplicated, used or disclosed without written consent of designer.

X.F

OPTION 2



2 Destination/Arrival Sign - Side View
Scale: 3/4"= 1'-0"

1 Destination/Arrival Sign
Scale: 3/4"= 1'-0"



OPTION 3

SCHEMATIC DESIGN

CONSOR // LITTLETON DOWNTOWN SIGNAGE

REFERENCE PHOTO

Imagery used in this document is for inspiration and reference only, and not to be used for commercial or marketing purposes without the recipient obtaining proper licensing. ArtHouse Design can not, and does not, guarantee that images are available for commercial purposes. Use of this imagery for commercial purposes without proper licensing will be at the recipient's sole liability and risk.



1 Primary Gateway Sign
Scale: 3/8" = 1'-0"

Package Issue Date
08.28.24

Sheet Revision Date



ARTHOUSE DESIGN

2373 CENTRAL PARK BLVD. SUITE 204
DENVER, CO 80238 | 303.892.9816
ARTHOUSEDENVER.COM

©2024 Arthouse Design
All drawings and written material appearing herein constitute original and unpublished work of the designer and may not be duplicated, used or disclosed without written consent of designer.

X.A


OPTION 3

SCHEMATIC DESIGN

CONSOR // LITTLETON DOWNTOWN SIGNAGE

REFERENCE PHOTO

Imagery used in this document is for inspiration and reference only, and not to be used for commercial or marketing purposes without the recipient obtaining proper licensing. ArtHouse Design can not, and does not, guarantee that images are available for commercial purposes. Use of this imagery for commercial purposes without proper licensing will be at the recipient's sole liability and risk.



2 Secondary Gateway Monument Sign - Side View
Scale: 3/8"= 1'-0"

1 Secondary Gateway Monument Sign
Scale: 3/8"= 1'-0"

Package Issue Date
08.28.24

Sheet Revision Date

 **ARTHOUSE DESIGN**
2373 CENTRAL PARK BLVD. SUITE 204
DENVER, CO 80238 | 303.892.9816
ARTHOUSEDENVER.COM

©2024 Arthouse Design
All drawings and written material appearing herein constitute original and unpublished work of the designer and may not be duplicated, used or disclosed without written consent of designer.

X.B **OPTION 3**

SCHEMATIC DESIGN

CONSOR // LITTLETON DOWNTOWN SIGNAGE

REFERENCE PHOTO

Imagery used in this document is for inspiration and reference only, and not to be used for commercial or marketing purposes without the recipient obtaining proper licensing. ArtHouse Design can not, and does not, guarantee that images are available for commercial purposes. Use of this imagery for commercial purposes without proper licensing will be at the recipient's sole liability and risk.



Package Issue Date
08.28.24

Sheet Revision Date



ARTHOUSE DESIGN

2373 CENTRAL PARK BLVD. SUITE 204
DENVER, CO 80238 | 303.892.9816
ARTHOUSEDENVER.COM

©2024 Arthouse Design
All drawings and written material appearing herein constitute original and unpublished work of the designer and may not be duplicated, used or disclosed without written consent of designer.

X.C



2 Vehicular Wayfinding Sign - Side View
Scale: 3/8" = 1'-0"

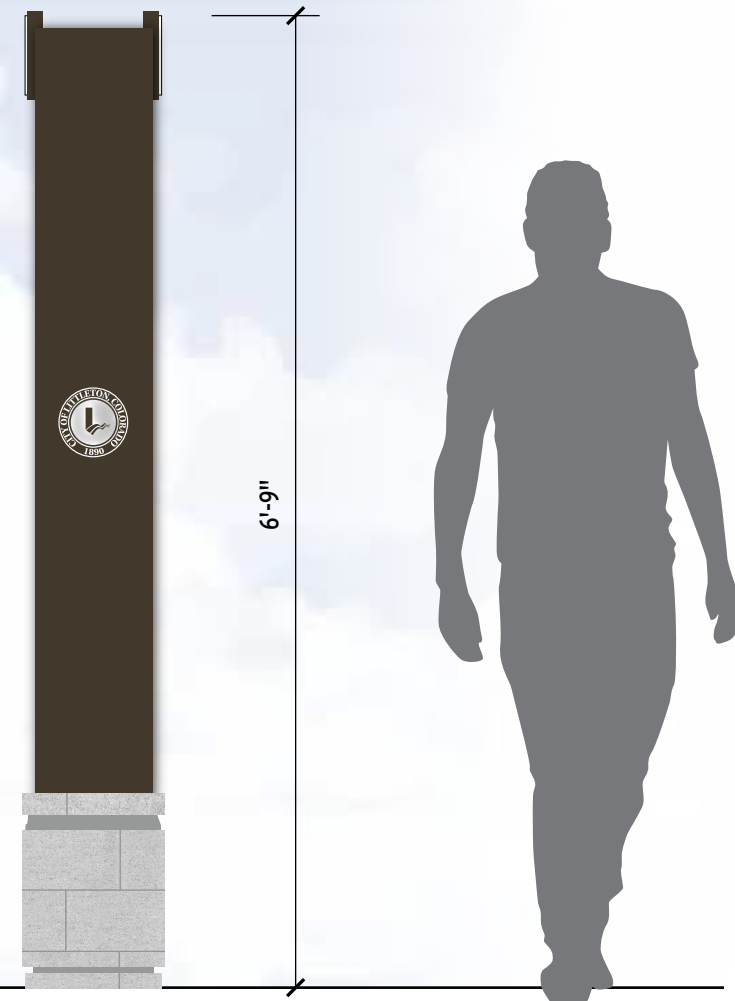
1 Vehicular Wayfinding Sign
Scale: 3/8" = 1'-0"

SCHEMATIC DESIGN

CONSOR // LITTLETON DOWNTOWN SIGNAGE

REFERENCE PHOTO

Imagery used in this document is for inspiration and reference only, and not to be used for commercial or marketing purposes without the recipient obtaining proper licensing. ArtHouse Design can not, and does not, guarantee that images are available for commercial purposes. Use of this imagery for commercial purposes without proper licensing will be at the recipient's sole liability and risk.



1 Pedestrian Wayfinding Sign - Front View
Scale: 3/4" = 1'-0"

2 Side View
Scale: 3/4" = 1'-0"

Package Issue Date
08.28.24

Sheet Revision Date



ARTHOUSE DESIGN

2373 CENTRAL PARK BLVD. SUITE 204
DENVER, CO 80238 | 303.892.9816
ARTHOUSEDENVER.COM

©2024 Arthouse Design
All drawings and written material appearing herein constitute original and unpublished work of the designer and may not be duplicated, used or disclosed without written consent of designer.

X.D

OPTION 3

SCHEMATIC DESIGN

CONSOR // LITTLETON DOWNTOWN SIGNAGE

REFERENCE PHOTO

Imagery used in this document is for inspiration and reference only, and not to be used for commercial or marketing purposes without the recipient obtaining proper licensing. ArtHouse Design can not, and does not, guarantee that images are available for commercial purposes. Use of this imagery for commercial purposes without proper licensing will be at the recipient's sole liability and risk.



2 Map Kiosk Sign- Side View
Scale: 3/4"= 1'-0"

1 Map Kiosk Sign
Scale: 3/4"= 1'-0"

Package Issue Date
08.28.24

Sheet Revision Date

ARTHOUSE DESIGN
2373 CENTRAL PARK BLVD. SUITE 204
DENVER, CO 80238 | 303.892.9816
ARTHOUSEDENVER.COM

©2024 ArtHouse Design
All drawings and written material appearing herein constitute original and unpublished work of the designer and may not be duplicated, used or disclosed without written consent of designer.

X.E


OPTION 3

SCHEMATIC DESIGN

CONSOR // LITTLETON DOWNTOWN SIGNAGE

REFERENCE PHOTO

Imagery used in this document is for inspiration and reference only, and not to be used for commercial or marketing purposes without the recipient obtaining proper licensing. ArtHouse Design can not, and does not, guarantee that images are available for commercial purposes. Use of this imagery for commercial purposes without proper licensing will be at the recipient's sole liability and risk.



1 Destination/Arrival Sign
- Scale: 3/4"= 1'-0"

2 Destination/Arrival Sign - Side View
- Scale: 3/4"= 1'-0"

Package Issue Date
08.28.24

Sheet Revision Date



ARTHOUSE DESIGN

2373 CENTRAL PARK BLVD. SUITE 204
DENVER, CO 80238 | 303.892.9816
ARTHOUSEDENVER.COM

©2024 Arthouse Design
All drawings and written material appearing herein constitute original and unpublished work of the designer and may not be duplicated, used or disclosed without written consent of designer.

X.F

OPTION 3



OPTION 4

SCHEMATIC DESIGN

CONSOR // LITTLETON DOWNTOWN SIGNAGE

REFERENCE PHOTO

Imagery used in this document is for inspiration and reference only, and not to be used for commercial or marketing purposes without the recipient obtaining proper licensing. ArtHouse Design can not, and does not, guarantee that images are available for commercial purposes. Use of this imagery for commercial purposes without proper licensing will be at the recipient's sole liability and risk.



1 Primary Gateway Sign
Scale: 3/8" = 1'-0"

Package Issue Date
08.28.24

Sheet Revision Date



ARTHOUSE DESIGN

2373 CENTRAL PARK BLVD. SUITE 204
DENVER, CO 80238 | 303.892.9816
ARTHOUSEDENVER.COM

©2024 ArtHouse Design
All drawings and written material appearing herein constitute original and unpublished work of the designer and may not be duplicated, used or disclosed without written consent of designer.

X.A


OPTION 4

SCHEMATIC DESIGN

CONSOR // LITTLETON DOWNTOWN SIGNAGE

REFERENCE PHOTO

Imagery used in this document is for inspiration and reference only, and not to be used for commercial or marketing purposes without the recipient obtaining proper licensing. ArtHouse Design can not, and does not, guarantee that images are available for commercial purposes. Use of this imagery for commercial purposes without proper licensing will be at the recipient's sole liability and risk.



2 Secondary Gateway Monument Sign - Side View
Scale: 3/8"= 1'-0"

1 Secondary Gateway Monument Sign
Scale: 3/8"= 1'-0"

Package Issue Date 08.28.24
Sheet Revision Date

 **ARTHOUSE DESIGN**
2373 CENTRAL PARK BLVD. SUITE 204
DENVER, CO 80238 | 303.892.9816
ARTHOUSEDENVER.COM

©2024 Arthouse Design
All drawings and written material appearing herein constitute original and unpublished work of the designer and may not be duplicated, used or disclosed without written consent of designer.

X.B OPTION 4

SCHEMATIC DESIGN

CONSOR // LITTLETON DOWNTOWN SIGNAGE

REFERENCE PHOTO

Imagery used in this document is for inspiration and reference only, and not to be used for commercial or marketing purposes without the recipient obtaining proper licensing. ArtHouse Design can not, and does not, guarantee that images are available for commercial purposes. Use of this imagery for commercial purposes without proper licensing will be at the recipient's sole liability and risk.



Package Issue Date
08.28.24

Sheet Revision Date



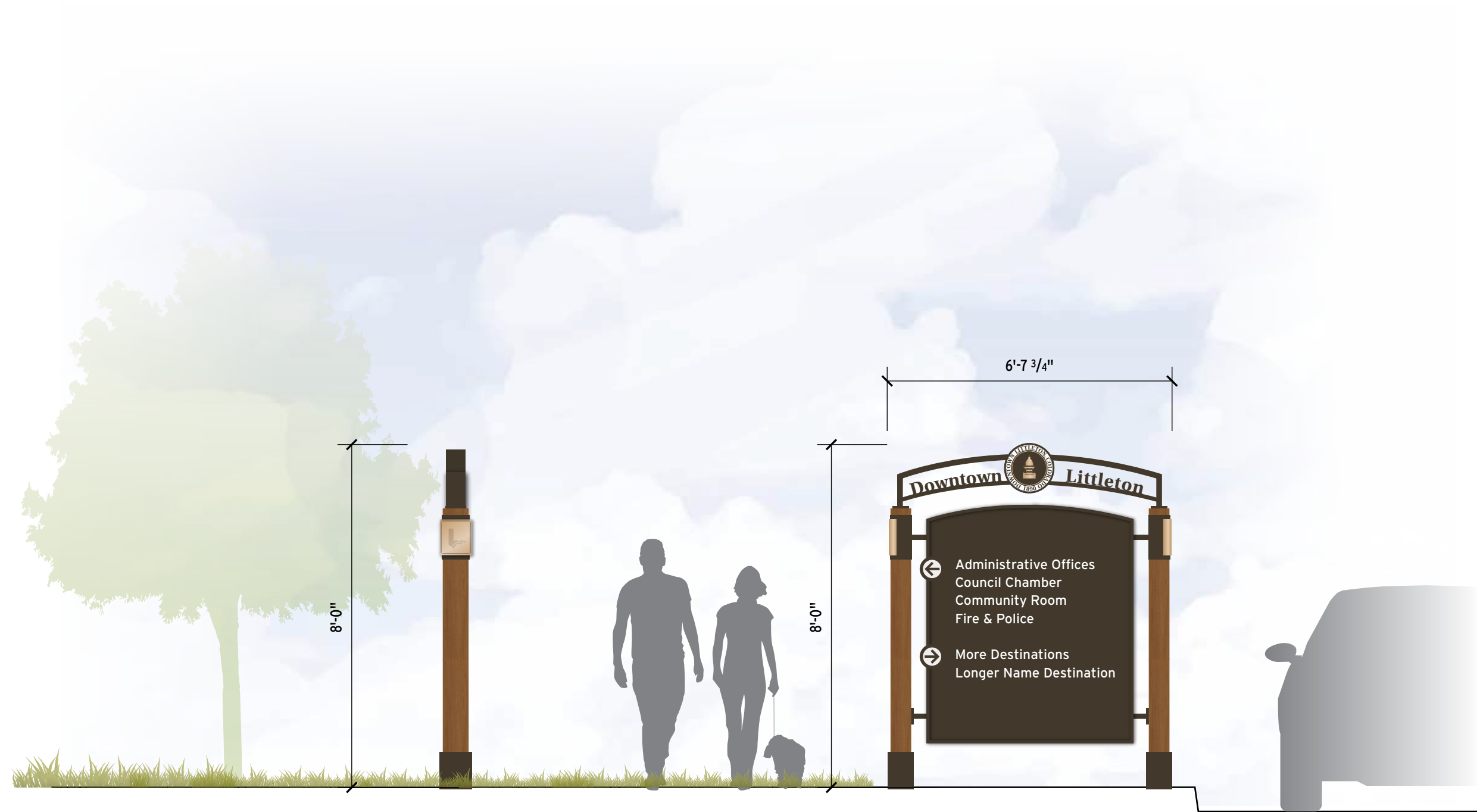
ARTHOUSE DESIGN

2373 CENTRAL PARK BLVD. SUITE 204
DENVER, CO 80238 | 303.892.9816
ARTHOUSEDENVER.COM

©2024 Arthouse Design
All drawings and written material appearing herein constitute original and unpublished work of the designer and may not be duplicated, used or disclosed without written consent of designer.

X.C

OPTION 4



2 Vehicular Wayfinding Sign - Side View
Scale: 3/8" = 1'-0"

1 Vehicular Wayfinding Sign
Scale: 3/8" = 1'-0"

SCHEMATIC DESIGN

CONSOR // LITTLETON DOWNTOWN SIGNAGE

REFERENCE PHOTO

Imagery used in this document is for inspiration and reference only, and not to be used for commercial or marketing purposes without the recipient obtaining proper licensing. ArtHouse Design can not, and does not, guarantee that images are available for commercial purposes. Use of this imagery for commercial purposes without proper licensing will be at the recipient's sole liability and risk.



1 Pedestrian Wayfinding Sign - Front View
Scale: 3/4" = 1'-0"

2 Pedestrian Wayfinding Sign - Side View
Scale: 3/4" = 1'-0"

Package Issue Date
08.28.24

Sheet Revision Date

 **ARTHOUSE DESIGN**
2373 CENTRAL PARK BLVD. SUITE 204
DENVER, CO 80238 | 303.892.9816
ARTHOUSEDENVER.COM

©2024 Arthouse Design
All drawings and written material appearing herein constitute original and unpublished work of the designer and may not be duplicated, used or disclosed without written consent of designer.

X.D

OPTION 4

SCHEMATIC DESIGN

CONSOR // LITTLETON DOWNTOWN SIGNAGE

REFERENCE PHOTO

Imagery used in this document is for inspiration and reference only, and not to be used for commercial or marketing purposes without the recipient obtaining proper licensing. ArtHouse Design can not, and does not, guarantee that images are available for commercial purposes. Use of this imagery for commercial purposes without proper licensing will be at the recipient's sole liability and risk.



1 Map Kiosk Sign
Scale: 3/4"= 1'-0"

2 Map Kiosk Sign - Side View
Scale: 3/4"= 1'-0"

Package Issue Date 08.28.24
Sheet Revision Date

ARTHOUSE DESIGN
2373 CENTRAL PARK BLVD. SUITE 204
DENVER, CO 80238 | 303.892.9816
ARTHOUSEDENVER.COM

©2024 ArtHouse Design
All drawings and written material appearing herein constitute original and unpublished work of the designer and may not be duplicated, used or disclosed without written consent of designer.

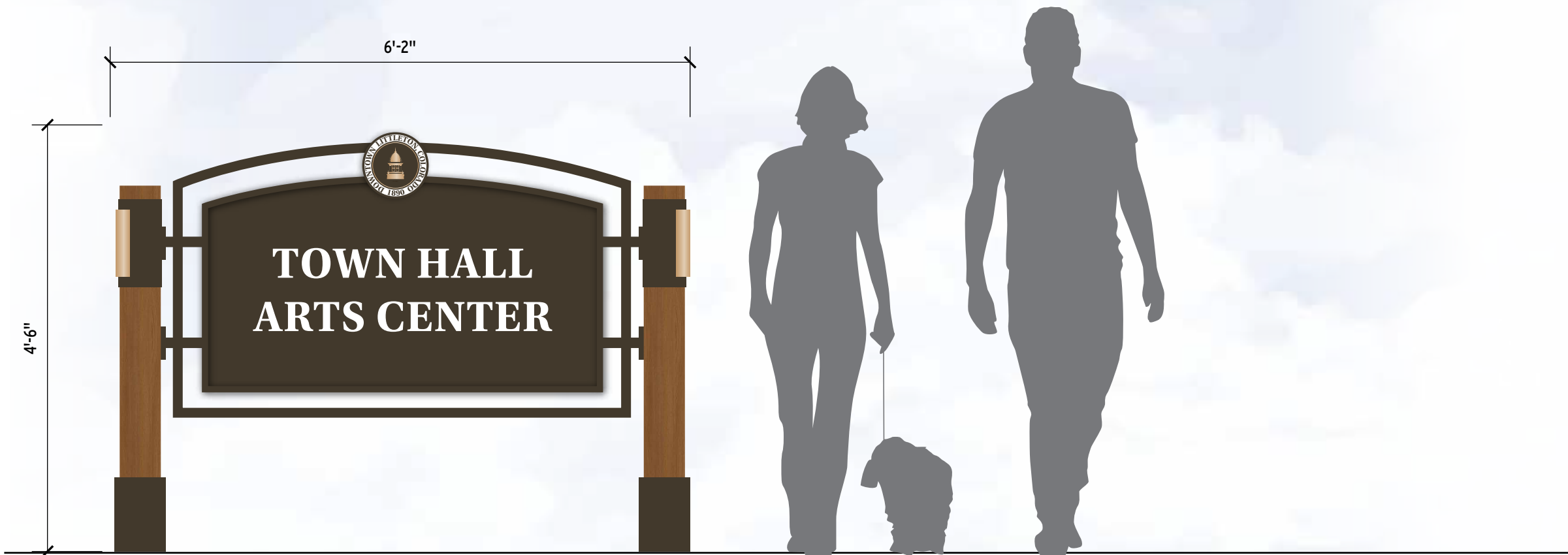
X.E OPTION 4

SCHEMATIC DESIGN

CONSOR // LITTLETON DOWNTOWN SIGNAGE

REFERENCE PHOTO

Imagery used in this document is for inspiration and reference only, and not to be used for commercial or marketing purposes without the recipient obtaining proper licensing. ArtHouse Design can not, and does not, guarantee that images are available for commercial purposes. Use of this imagery for commercial purposes without proper licensing will be at the recipient's sole liability and risk.



1 Destination/Arrival Sign
Scale: 3/4" = 1'-0"

Package Issue Date 08.28.24
Sheet Revision Date

 **ARTHOUSE DESIGN**
2373 CENTRAL PARK BLVD. SUITE 204
DENVER, CO 80238 | 303.892.9816
ARTHOUSEDENVER.COM

©2024 ArtHouse Design
All drawings and written material appearing herein constitute original and unpublished work of the designer and may not be duplicated, used or disclosed without written consent of designer.

X.F **OPTION 4**